










Central Park Fall Foliage Map

In the fall, many of Central Park's roughly 18,000 trees transform into golden shades of yellow, orange, red, and more. Use this handy map to find the most colorful foliage in every area of the Park this season.




1. North Woods

West Side to Mid-Park from 101st to 110th Street

-  American Elm (yellow)
-  Black Cherry (yellow, red)
-  Pin Oak (russet, bronze, red)
-  Red Maple (red)
-  Red Oak (yellow, brown, red)
-  Scarlet Oak (scarlet)
-  Sweetgum (yellow, purple, red)







2. Conservatory Garden

East Side from 104th to 106th Street

-  Crabapple (reddish-orange)
-  Star Magnolia (yellow, bronze)
-  Stewartia (orange, red, purple)




3. The Pool

West Side from 100th to 103rd Street

-  Bald Cypress (bronze, yellow)
-  Hickory (yellow)
-  Red Maple (red)
-  Sugar Maple (orange, yellow, red)
-  Sweetgum (yellow, purple, red)
-  Tupelo (orange, scarlet)



4. North Meadow

Mid-Park from 97th to 102nd Street

-  Flowering Dogwood (maroon, purple)
-  Hickory (yellow)
-  Sugar Maple (orange, yellow, red)








5. Reservoir

85th to 96th Street

-  Kwanzan Cherry (bronze, red) - west side
-  Yoshino Cherry (yellow) - east side

6. The Ramble

Mid-Park from 73rd to 79th Street

-  Black Cherry (yellow, red)
-  Pin Oak (russet, bronze, red)
-  Red Maple (red)
-  Red Oak (yellow, brown, red)
-  Sassafras (purple, red)
-  Sweetgum (yellow, purple, red)
-  Tupelo (orange, scarlet)

7. The Mall

Mid-Park from 66th to 72nd Street



-  American Elm (yellow)

8. Hallett Nature Sanctuary and the Pond

Central Park South between Fifth and Sixth Avenues

-  Black Cherry (yellow, red)
-  Ginkgo (yellow)
-  Gray Birch (yellow)
-  Pin Oak (russet, bronze, red)
-  Sawtooth Oak (yellow, golden brown)
-  Tupelo (orange, scarlet)

Map Key

-  Park Drive (shared by pedestrians, bicyclists, and vehicles)
-  Transverse Road (vehicles only)

-  Pedestrian Path (pedestrians only)
-  Bridle Path (no bicyclists)